

Board of Directors Meeting

July 14, 2021
Via Zoom Meeting



ASSOCIATION OF
CHAMBER OF COMMERCE
EXECUTIVES

Follow us on Twitter, LinkedIn, Facebook and Instagram: @ACCEHQ

Board of Directors Briefing Book

July 14, 2021

Contents

- Agenda
- 2021 Governance Meeting Calendar
- Minutes from April 29, 2021 Meeting
- ACCE Org Chart
- Consent Agenda – New Members for Approval
- Finance & Revenue Reports
- 2021 CCE Commissioners & Candidates
- Professional Development & Member Engagement
- Communications & Networks
- Partnerships & Sponsorships
- Foundation Report
- Fringe Benefits, Inc.
- ACCE External Affairs Engagement Calendar

Follow us on Twitter, LinkedIn, Facebook and Instagram: [@ACCEHQ](#)



ACCE Board of Directors Meeting

July 14, 2021 | 3:00 p.m. EDT

Via Conference Call

AGENDA

- | | |
|----------------|--|
| 3:00 pm | Welcome |
| 3:10 pm | Introduction of Incoming Board Members |
| 3:30 pm | Governance <ul style="list-style-type: none">• Approve Minutes from April 29, 2021 Meeting• Consent Agenda – New Members for Approval• Bylaws• Treasurer’s Report<ul style="list-style-type: none">○ Year-end Financials○ Finance Report through May 31, 2021○ Cash Flow & Investment Strategy Update• Nominations Committee Reports<ul style="list-style-type: none">○ Officers Nominating Committee – Election of Officers 2021-22○ Board Nominating Committee• 2021 CCE Commissioners & Candidates |
| 4:00 pm | Outgoing Chairman’s Update |
| 4:10 pm | Incoming Chairman’s Update |
| 4:20 pm | CEO Update |
| 4:30 pm | ACCE Benefits Trust |
| 4:35 pm | ACCE Foundation |
| 4:40 pm | Recognition of Outgoing Officers & Directors |
| 5:00 pm | Adjourn |



ASSOCIATION OF
CHAMBER OF COMMERCE
EXECUTIVES

Board of Directors 2021 Governance Meeting Calendar

July

Virtual

Finance Committee	July 12	1:00 pm EDT
Executive Committee	July 12	3:00 pm EDT
Board of Directors	July 14	3:00 pm EDT

October

Alexandria, VA

Finance Committee	October 26	1:00 pm EDT
Executive Committee	October 26	3:00 pm EDT
Board Reception or Dinner	October 26	6:00 pm EDT
Board of Directors	October 27	8:30 am EDT

Additional committee meetings via conference call announced as needed.

ACCE Board of Directors Meeting

April 29, 2021 | 2:00 p.m. EDT

Via Conference Call

MINUTES

Present: Juliet Abdel, Robin Anderson, Sara Armstrong, Alisha Benson, Carl Blackstone, Kathy Blank, Beth Bowman, Jay Byers, Adrian Cain, Kati Capozzi, Terra Carroll, Doris Carson Williams, Chip Cherry, Graham Cobb, Adrienne Cole, Greg Durocher, Natalie English, Tiffany Esposito, Mark Fisher, Dottie Gallagher, Christy Gillenwater, Eric Godet, David Griggs, Brian Hall, RaDonna Hessel, Michael Huber, Ken James, Adam Knapp, Brad Lacy, Megan Lucas, Kelle Marsalis, Adam Marshall, Matt McCormick, Sherry Menor-McNamara, Rachel Morris, Matt Morrow, Jim Page, Carlos Phillips, Matt Pivarnik, David Prunte, Brittany Quick-Warner, Jeff Rea, Joe Reardon, James Reddish, Beverly Robertson, Bob Rohrlack, Jim Rooney, David Rumbarger, Maria Salinas, Todd Sanders, Kevin Sheilley, Bill Sisson, Vern Squier, Bryan Starr, Sherry Taylor, Tony Vedda, Ashli Watts, Roy Williams, Sandra Wilson and Gilbert Zavala

Excused: David Brown, Michel Leblanc and Janet Riopel

Staff: Sheree Anne Kelly, Alysia Bell, Stacey Breslin, Beth Bronder, Will Burns, Jacqui Cook, Tamara Philbin, Karen Rose, Amy Shields and Anissa Starnes

Chair Jay Byers called the meeting to order and made opening remarks.

The committee reviewed the minutes from the March 24, 2021 meeting. A motion to accept the minutes was presented electronically and approved by all board members present. *Motion carried.*

Byers then presented the consent agenda of new ACCE members for approval. A list was provided in the briefing materials. A motion to approve the new members was presented electronically and approved by all directors present. *Passed.*

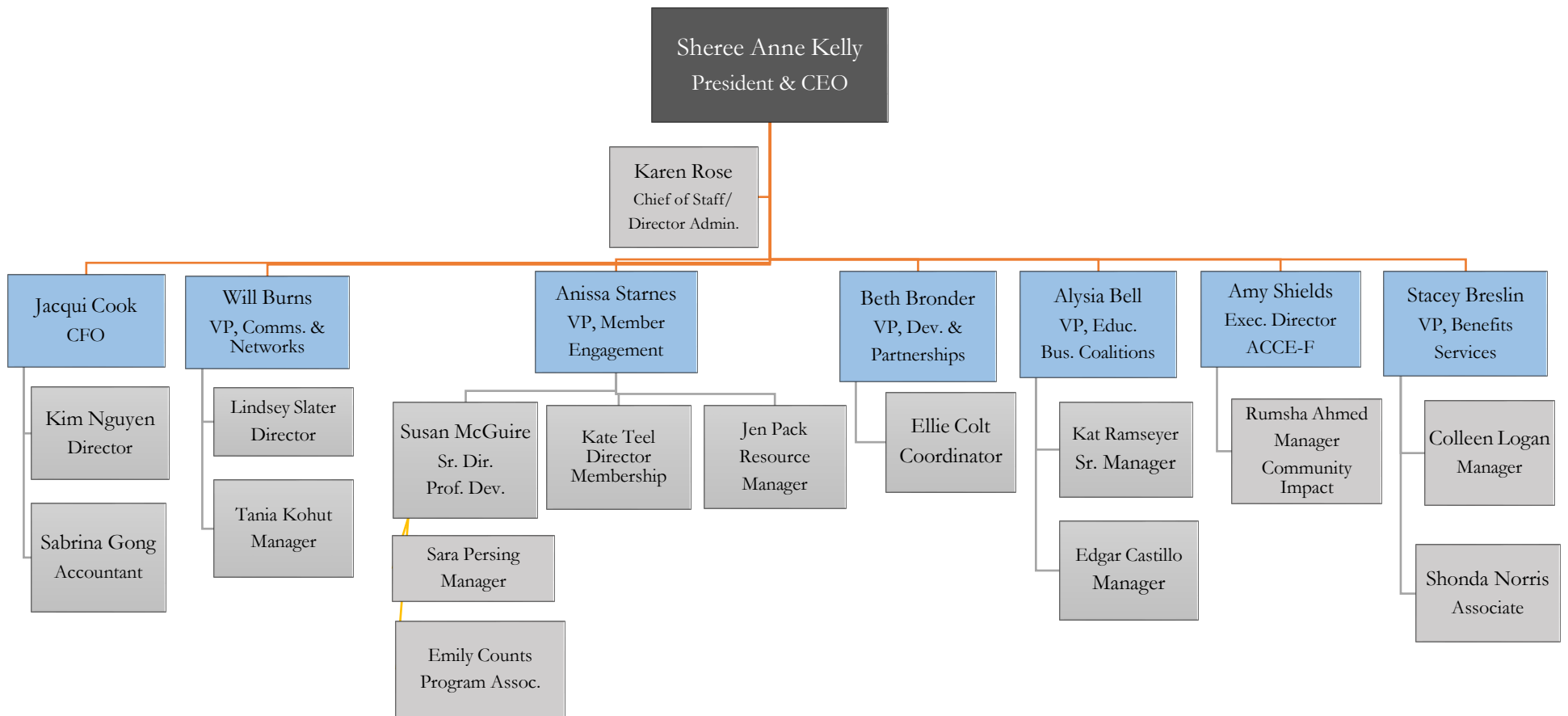
Treasurer Bill Sisson presented the financial report. He stated that our cash position is strong, with over \$3.6 million and consolidated net assets of \$5 million. Convention revenue listed reflects the full insurance payment provided by ACCE's pandemic insurance coverage. Our first-ever Virtual Summit exceeded expectations, yielding a net surplus of \$132,000. Membership revenue continues to trend downward due to the continued financial challenges of many members and the budget has been adjusted accordingly. Expenses for 11 months of the fiscal year are below budget due to an across-the-board moratorium on spending as a result of the pandemic. ACCE's net income is better than budget, FBI is running ahead of budget and the ACCE Foundation currently has a positive net income. As the 2020-21 fiscal year comes to a close, we anticipate ending with a significant surplus across all three entities. A motion to accept the financial report was presented electronically and approved. *Passed.*

Chip Cherry provided the nominations update in committee chair David Brown's absence. Cherry reported that the officers nominating committee has completed its due diligence and has lined up a strong leadership slate for the 2021-22 governance year. A formal vote on the officers' slate will be held at the July board meeting. The board nominating committee convened earlier this month and committee members are now extending outreach calls to potential candidates. This process will be wrapped up within the next two weeks and the ballot will be sent out to the membership shortly thereafter.

CEO Kelly shared brief updates about the 2021 virtual summit, pending staff changes and proposed changes to ACCE's bylaws, which have been reviewed by outside counsel for approval.

Rebecca Ryan of NEXT Generation Consulting facilitated an interactive workshop about the future of chambers and how breaking with tradition can help organizations become more innovative and strategic.

Byers thanked all and made closing remarks. *Meeting adjourned.*



*Contractors who conduct work on behalf of various departments and have interaction with members:



New or Reinstated Members for Approval - July 2021

Organization

Heartland Black Chamber of Commerce

Ada Area Chamber

Atlantic Area Chamber

Grand Blanc Chamber

Edinburg Chamber

Columbus Area Chamber

St. Louis African American Chamber

Convergent Nonprofit Solutions

Collective Wisdom

Homewood Chamber

Rochester Area Chamber

Princeton Chamber

ChamberForge

Asian/Pacific Islander Chamber

Seneca Regional Chamber

Association of Chamber of Commerce Executives
Consolidated Projects
For the Twelve Months Ending March 31, 2021

JC-09CONSBS
Page 1

	ACCE	FBI	Foundation	Eliminations	CONS
Consolidated Balance Sheet					
ASSETS					
Cash	2,516,639.03	\$377,077.32	\$466,320.52		\$3,360,036.87
Investments	489,609.92	\$0.00	\$0.00		\$489,609.92
Investments - 457B	113,418.82	\$0.00	\$0.00		\$113,418.82
Investment in Subsidiary	506,962.40	\$0.00	\$0.00		\$506,962.40
Accounts Receivable - General (net)	49,280.03	\$165,552.84	\$0.00		\$214,832.87
Accounts Receivable - Trust	0.00	\$186,456.59	\$0.00		\$186,456.59
Grant Receivable	0.00	\$0.00	\$0.00		\$0.00
Due from Related Entities	180,160.87	\$0.00	\$0.00	(180,160.87)	\$0.00
Prepaid Expenses	74,382.38	\$23,609.91	\$17,548.40		\$115,540.69
Prepaid Expenses - Convention	0.00	\$0.00	\$0.00		\$0.00
Prepaid Expenses - Virtual Summit	37,252.99	\$0.00	\$0.00		\$37,252.99
Deposits	11,312.12	\$975.00	\$0.00		\$12,287.12
Fixed Assets, Net	221,120.75	\$78,712.43	\$0.00		\$299,833.18
TOTAL ASSETS	\$4,200,139.31	\$832,384.09	\$483,868.92	(\$180,160.87)	\$5,336,231.45
LIABILITIES					
Accounts Payable & Accrued Expenses	301,694.22	\$180,402.56	\$21,650.00		\$503,746.78
Accounts Payable - Trust	0.00	(\$2,342.00)	\$0.00		(\$2,342.00)
457B Liability	113,418.82	\$0.00	\$0.00		\$113,418.82
Due to Related Entities	0.00	\$135,371.53	\$44,789.34	(180,160.87)	\$0.00
Deferred Dues	635,459.88	\$0.00	\$0.00		\$635,459.88
Deferred Other	37,355.00	\$3,396.55	\$270,807.50		\$311,559.05
Deferred Rent	118,315.00	\$0.00	\$0.00		\$118,315.00
Deferred Convention	0.00	\$0.00	\$0.00		\$0.00
Deferred Revenue National Sponsors	78,355.00				\$78,355.00
Deferred Revenue - Virtual Summit	0.00	\$0.00	\$0.00		\$0.00
Note Payable	300,022.00				\$300,022.00
Capital Lease Obligations	28,227.00	\$0.00	\$0.00		\$28,227.00
TOTAL LIABILITIES	\$1,612,846.92	\$316,828.64	\$337,246.84	(\$180,160.87)	\$2,086,761.53
NET ASSETS					
Net Assets - Unrestricted	2,105,211.59	\$506,962.40	\$44,820.28		\$2,656,994.27
Net Assets - Temporarily Restricted	0.00	\$0.00	\$0.00		\$0.00
YTD Change in Net Assets	482,080.80	\$8,593.05	\$101,801.80		\$592,475.65
TOTAL NET ASSETS	\$2,587,292.39	\$515,555.45	\$146,622.08	\$0.00	\$3,249,469.92
TOTAL LIABILITIES & NET ASSETS	\$4,200,139.31	\$832,384.09	\$483,868.92	(\$180,160.87)	\$5,336,231.45

Association of Chamber of Commerce Executives
Consolidated Statement of Activity
For the Year to Date Period Ending March 31, 2021

	March 21 YTD ACTUAL	March 21 YTD Budget	2020-21 Annual Budget	March 21 Actual vs. Budget YTD \$\$ Variance	March 21 Actual vs. Budget YTD % Variance	March 20 YTD ACTUAL	March 21 Actual vs. March 20 Actual % Variance
FBI							
Total FBI Revenue	1,082,171.13	1,081,000.00	1,081,000.00	1,171.13	0%	1,089,631.21	(1%)
Total FBI Expense	1,073,578.08	1,000,897.00	1,000,897.00	72,681.08	7%	1,090,878.38	(2%)
FBI Net Income	8,593.05	80,103.00	80,103.00	(71,509.95)	(832%)	(1,247.17)	115%
Foundation							
Total Revenue	1,227,379.77	1,231,931.00	1,231,931.00	(4,551.23)	(0%)	1,127,050.59	8%
Total Expense	1,125,577.97	1,188,096.00	1,188,096.00	(62,518.03)	(6%)	1,180,068.59	(5%)
Foundation Net Income	101,801.80	43,835.00	43,835.00	57,966.80	57%	(53,018.00)	152%
ACCE							
Revenue							
Annual Convention	324,243.00	85,638.07	85,638.07	238,604.93	74%	893,346.95	(176%)
Virtual Convention – Summit	288,206.00	205,000.00	205,000.00	83,206.00	29%	0.00	100%
Awards/COY Revenue	42,850.00	36,250.00	36,250.00	6,600.00	15%	20,700.00	52%
Certification	8,250.00	10,600.00	10,600.00	(2,350.00)	(28%)	9,450.00	(15%)
Chamber Education	30,077.00	11,020.00	11,020.00	19,057.00	63%	47,954.00	(59%)
Chamber Executive Magazine Rev	67,260.01	76,980.00	76,980.00	(9,719.99)	(14%)	117,680.00	(75%)
Economic Development	4,500.00	0.00	0.00	4,500.00	100%	3,250.00	28%
Executive Search	6,088.87	6,500.00	6,500.00	(411.13)	(7%)	11,398.30	(87%)
Membership Revenue	1,503,452.59	1,343,000.00	1,343,000.00	160,452.59	11%	1,715,763.43	(14%)
Metro Cities Revenue	25,687.00	26,200.00	26,200.00	(513.00)	(2%)	48,765.20	(90%)
Misc Income	15,010.01	20,000.00	20,000.00	(4,989.99)	(33%)	21,927.91	(46%)
National Corporate Sponsors Revenue	292,990.41	287,563.33	287,563.33	5,427.08	2%	284,357.08	3%
Publications & Research Revenue	2,105.00	20,000.00	20,000.00	(17,895.00)	(850%)	5,082.00	(141%)
Total ACCE Revenue from Operations	2,610,719.89	2,128,751.40	2,128,751.40	481,968.49	18%	3,179,674.87	(22%)
Expense							
Admin (Operations, Occupancy, Governance)	442,313.60	447,564.26	447,564.26	(5,250.66)	(1%)	473,693.70	(7%)
Admin Personnel Costs	501,940.73	480,548.30	480,548.30	21,392.43	4%	572,726.60	(14%)
Annual Convention	147,120.76	161,913.22	161,913.22	(14,792.46)	(10%)	934,597.70	(535%)
Virtual Convention – Summit	157,898.42	171,522.30	171,522.30	(13,623.88)	(9%)	0.00	100%
Awards/COY Expense	27,236.29	28,963.11	28,963.11	(1,726.82)	(6%)	40,556.35	(49%)
Certifications Expense	20,641.70	13,807.14	13,807.14	6,834.56	33%	28,765.33	(39%)
Chamber Education Expense	57,407.60	66,537.12	66,537.12	(9,129.52)	(16%)	90,452.57	(58%)
Chamber Executive Magazine Expense	46,114.13	40,691.01	40,691.01	5,423.12	12%	90,294.93	(96%)
Divisions Expense	15,874.89	21,604.40	21,604.40	(5,729.51)	(36%)	9,540.40	40%
Economic Development	0.00	0.00	0.00	0.00	0%	17,951.63	0%
AskACCE	94,879.07	97,484.19	97,484.19	(2,605.12)	(3%)	101,530.57	(7%)
Membership Expense	398,504.20	354,491.64	354,491.64	44,012.56	11%	435,770.32	(9%)
Metro Cities Expense	12,481.25	14,445.63	14,445.63	(1,964.38)	(16%)	39,102.28	(213%)
National Corporate Sponsors Expense	150,693.81	174,416.81	174,416.81	(23,723.00)	(16%)	183,439.10	(22%)
Publications & Research Expense	14,327.85	37,000.00	37,000.00	(22,672.15)	(158%)	16,097.48	(12%)
Web Expense	41,204.79	41,135.99	41,135.99	68.80	0%	43,585.19	(6%)
Total ACCE Expense from Operations	2,128,639.09	2,152,125.12	2,152,125.12	(23,486.03)	(1%)	3,078,104.15	(45%)
ACCE Net Income	482,080.80	(23,373.72)	(23,373.72)	505,454.52	105%	101,570.72	79%
Total ACCE & Affiliates Revenue	4,920,270.79	4,441,682.40	4,441,682.40	478,588.39	10%	5,396,356.67	(10%)
Total ACCE & Affiliates Expenses	4,327,795.14	4,341,118.12	4,341,118.12	(13,322.98)	(0%)	5,349,051.12	(24%)
Total ACCE & Affiliates Net Income	592,475.65	100,564.28	100,564.28	491,911.37	83%	47,305.55	92%

ACCE Finance Report

March 31, 2021 Financial Statements

Balance Sheet

Our cash position is strong with over \$3.3 million. “Due from related entities” is the amount owed to ACCE by FBI and ACCE Foundation for ordinary operational expenses and consulting. Please note that these amounts were reduced in March due to quarterly payments between entities. ACCE consolidated net assets are standing at \$5 million.

Consolidated Statement of Activity

Convention – The 2020 Annual Convention was canceled publicly as of May 2020. Planning for the annual convention starts at least two years in advance, including hotel/ convention center site visits and contract negotiations. Vendor selection and other contracts are secured within four months of the event. All expenses and revenue were kept in pre-paid until the actual date of the event.

ACCE was able to negotiate and eliminate cancellation fees, but some vendors charged for labor completed prior to event cancellation, thus the \$147k total expense line item. ACCE also had significant staff time charged to event preparation. All of these charges, except for labor hours, were submitted to our event insurance carrier, the Novick Group and the \$305k payment was received in December 2020.

Virtual Summit – The Future of Chambers Virtual Summit was a successful event for ACCE and had the highest participation rate of any event in the organization’s history. Thank you to all who participated. The revenue for this event far exceeded budget expectations and the expenses were lower than projected. Due to our members’ and partners’ steadfast support, ACCE’s first Virtual Summit yielded a net surplus of \$130k.

Membership Revenue – ACCE membership dues revenue is 11% above budget, which was adjusted downward in the revised COVID-19 budget. Deferrals from last year have contributed to our YTD figures being above budget. We anticipate that this line item will trend downward in the next fiscal year due to the financial struggle of many of our members. We have allowed for slower collections which has helped to retain members.

Publication & Research – Included in the revenue and expense line items is a sponsorship and expenses related to doing another Shapiro-style study. Due to COVID-19 we did not pursue this project.

ACCE Expenses from Operations – Most expenses for the twelve months of the fiscal year are lower than budget. This is primarily due to an across-the-board moratorium on spending.

Net Income – ACCE and ACCE Foundation nets are better than budget. FBI also has a positive net income. The Foundation, which is dependent on foundation grants, can vary significantly in its short-term revenues due to grant delivery, even though the long-term revenue trend has been steady.

Association of Chamber of Commerce Executives
Consolidated Projects
For the Two Months Ending May 31, 2021

JC-09CONSBS
Page 1

	ACCE	FBI	Foundation	Eliminations	CONS
Consolidated Balance Sheet					
ASSETS					
Cash	2,049,853.44	\$504,838.35	\$607,980.54		\$3,162,672.33
Investments	489,609.92	\$0.00	\$0.00		\$489,609.92
Investments - 457B	113,418.82	\$0.00	\$0.00		\$113,418.82
Investment in Subsidiary	506,962.40	\$0.00	\$0.00		\$506,962.40
Accounts Receivable - General (net)	28,949.47	\$96,357.35	\$0.00		\$125,306.82
Accounts Receivable - Trust	0.00	\$243,495.90	\$0.00		\$243,495.90
Grant Receivable	0.00	\$0.00	\$17,248.40		\$17,248.40
Due from Related Entities	496,287.34	\$0.00	\$0.00	(496,287.34)	\$0.00
Prepaid Expenses	80,771.95	\$24,605.85	\$0.00		\$105,377.80
Prepaid Virtual Summitt	77,359.49				\$77,359.49
Prepaid Expenses - Convention	0.00	\$0.00	\$0.00		\$0.00
Deposits	11,312.12	\$975.00	\$0.00		\$12,287.12
Fixed Assets, Net	244,678.55	\$87,614.47	\$0.00		\$332,293.02
TOTAL ASSETS	\$4,099,203.50	\$957,886.92	\$625,228.94	(\$496,287.34)	\$5,186,032.02
LIABILITIES					
Accounts Payable & Accrued Expenses	257,212.79	\$33,846.90	\$20,300.00		\$311,359.69
Accounts Payable - Trust	(7.65)	(\$2,342.00)	\$0.00		(\$2,349.65)
457B Liability	113,418.82	\$0.00	\$0.00		\$113,418.82
Due to Related Entities	0.00	\$390,286.85	\$106,000.49	(496,287.34)	\$0.00
Deferred Dues	494,423.97	\$0.00	\$0.00		\$494,423.97
Deferred Other	52,870.00	\$3,396.55	\$350,100.02		\$406,366.57
Deferred Rent	118,315.00	\$0.00	\$0.00		\$118,315.00
Deferred Convention	0.00				\$0.00
Deferred Revenue - National Sponsors	100,471.65				\$100,471.65
Deferred Revenue - Virtual Summitt	5,082.00				\$5,082.00
Note Payable	300,022.00	\$0.00	\$0.00		\$300,022.00
Capital Lease Obligations	28,227.00	\$0.00	\$0.00		\$28,227.00
TOTAL LIABILITIES	\$1,470,035.58	\$425,188.30	\$476,400.51	(\$496,287.34)	\$1,875,337.05
NET ASSETS					
Net Assets - Unrestricted	2,587,459.44	\$515,555.45	\$146,890.64		\$3,249,905.53
Net Assets - Temporarily Restricted	0.00	\$0.00	\$0.00		\$0.00
YTD Change in Net Assets	41,708.48	\$17,143.17	\$1,937.79		\$60,789.44
TOTAL NET ASSETS	\$2,629,167.92	\$532,698.62	\$148,828.43	\$0.00	\$3,310,694.97
TOTAL LIABILITIES & NET ASSETS	\$4,099,203.50	\$957,886.92	\$625,228.94	(\$496,287.34)	\$5,186,032.02

Association of Chamber of Commerce Executives
Consolidated Statement of Activity
For the Year to Date Period Ending May 31, 2021

	May 21 YTD ACTUAL	May 21 YTD Budget	2021-22 Annual Budget	May 21 Actual vs. Budget YTD \$\$ Variance	May 21 Actual vs. Budget YTD % Variance	May 20 YTD ACTUAL	May 21 Actual vs. May 20 Actual % Variance
FBI							
Total FBI Revenue	179,563.70	180,166.67	1,081,000.00	(602.97)	(0%)	181,021.14	(1%)
Total FBI Expense	162,420.53	179,297.50	1,075,785.00	(16,876.97)	(10%)	168,111.13	(4%)
FBI Net Income	17,143.17	869.17	5,215.00	16,274.00	95%	12,910.01	25%
Foundation							
Total Revenue	32,426.45	194,950.67	1,169,704.00	(162,524.22)	(501%)	152,856.23	(371%)
Total Expense	30,488.66	197,197.00	1,183,182.00	(166,708.34)	(547%)	152,230.34	(399%)
Foundation Net Income	1,937.79	(2,246.33)	(13,478.00)	4,184.12	216%	625.89	68%
ACCE							
Revenue							
Annual Convention	0.00	0.00	0.00	0.00	0%	0.00	0%
Awards/COY Revenue	0.00	0.00	29,000.00	0.00	0%	0.00	0%
Certification	0.00	0.00	13,800.00	0.00	0%	0.00	0%
Chamber Education	247.00	1,000.00	63,617.00	(753.00)	(305%)	147.00	40%
Chamber Executive Magazine Rev	0.00	0.00	94,120.00	0.00	0%	19,985.00	0%
Economic Development	0.00	0.00	5,000.00	0.00	0%	0.00	0%
Executive Search	3,058.92	1,000.00	6,000.00	2,058.92	67%	812.74	73%
Membership Revenue	232,679.34	206,666.67	1,240,000.00	26,012.67	11%	262,021.15	(13%)
Metro Cities Revenue	1,850.00	1,500.00	67,880.00	350.00	19%	1,075.00	42%
Misc Income	284.34	833.33	5,000.00	(548.99)	(193%)	624.33	(120%)
National Corporate Sponsors Revenue	21,331.68	22,500.00	303,480.00	(1,168.32)	(5%)	18,527.60	13%
Publications & Research Revenue	398.00	0.00	0.00	398.00	100%	449.00	(13%)
Virtual Summit	0.00	0.00	263,000.00	0.00	0%	0.00	0%
Total ACCE Revenue from Operations	259,849.28	233,500.00	2,090,897.00	26,349.28	10%	303,641.82	(17%)
Expense							
Admin (Operations, Occupancy, Governance)	46,164.83	46,888.42	562,661.00	(723.59)	(2%)	61,484.37	(33%)
Admin Personnel Costs	43,791.01	41,965.58	503,587.00	1,825.43	4%	45,847.60	(5%)
Annual Convention	0.00	0.00	0.00	0.00	0%	0.00	0%
Awards/COY Expense	11.99	0.00	37,473.00	11.99	100%	11.99	0%
Certifications Expense	7,999.18	4,196.33	25,178.00	3,802.85	48%	5,525.32	31%
Chamber Education Expense	8,018.64	12,499.33	149,992.00	(4,480.69)	(56%)	7,358.61	8%
Chamber Executive Magazine Expense	3,053.69	6,338.25	76,059.00	(3,284.56)	(108%)	16,222.14	(431%)
Divisions Expense	4,427.54	6,777.67	40,666.00	(2,350.13)	(53%)	2,665.42	40%
Economic Development	0.00	0.00	0.00	0.00	0%	0.00	0%
AskACCE	15,271.16	18,902.33	113,414.00	(3,631.17)	(24%)	14,176.95	7%
Membership Expense	59,046.84	63,098.67	378,592.00	(4,051.83)	(7%)	69,150.00	(17%)
Metro Cities Expense	1,100.23	4,568.17	54,818.00	(3,467.94)	(315%)	532.44	52%
National Corporate Sponsors Expense	24,061.20	27,067.50	162,405.00	(3,006.30)	(12%)	32,437.27	(35%)
Publications & Research Expense	2,445.50	3,027.33	18,164.00	(581.83)	(24%)	2,355.12	4%
Virtual Summit	0.00	0.00	237,072.00	0.00	0%	0.00	0%
Web Expense	2,748.99	4,172.25	50,067.00	(1,423.26)	(52%)	4,329.47	(57%)
Total ACCE Expense from Operations	218,140.80	239,501.83	2,410,148.00	(21,361.03)	(10%)	262,096.70	(20%)
ACCE Net Income	41,708.48	(6,001.83)	(319,251.00)	47,710.31	114%	41,545.12	0%
Total ACCE & Affiliates Revenue	471,839.43	608,617.33	4,341,601.00	(136,777.90)	(491%)	637,519.19	(389%)
Total ACCE & Affiliates Expenses	411,049.99	615,996.33	4,669,115.00	(204,946.34)	(567%)	582,438.17	(423%)
Total ACCE & Affiliates Net Income	60,789.44	(7,379.00)	(327,514.00)	68,168.44	76%	55,081.02	34%

ACCE Finance Report
May 31, 2021 Financial Statements (2 months into the FY)

Balance Sheet

Our cash position is strong with over \$3.1 million. Accounts Payable & Accrued Expenses are approximately \$257k, which is primarily due to expenses that were incurred during FY21 but will not be paid until June 2021. Total net assets are standing at \$3.3 million.

Consolidated Statement of Activity

Membership Revenue – ACCE membership is 11% above budget. We are cautiously optimistic about this line item due to the hiring of a new membership salesperson who starts in July.

ACCE Expenses from Operations – Most expenses for the first two months of the fiscal year are lower than budget. We anticipate that our expenses will be close to budget for the remainder of the year.

Net Income – Two months into the year the ACCE net is better than budget. FBI and is running ahead of budget and the foundation currently has a positive net income. The foundation, which is dependent on foundation grants, can vary significantly in its short-term revenues due to grant delivery even though the long-term trend has been steady. Foundation funding for the next ten months is looking strong.



2021 Certified Chamber Executive Class

Brian Anderson

President & CEO
ChamberRVA, Greater Richmond Chamber (Va.)

Desiree Bennyhoff

President & CEO
Edwardsville/Glen Carbon Chamber (Ill.)

Kathy Blank

Vice President
McKinney Chamber (Texas)

Sandra Brewer

Vice President, Membership & Investor Relations
Chattanooga Area Chamber (Tenn.)

Adrian Cain

Senior Vice President, Leadership & Programs
Charleston Metro Chamber (S.C.)

Lindsay Henderson

Chief Revenue Officer
Conway Area Chamber (Ark.)

Andy Johnston

Vice President of Government Affairs
Grand Rapids Chamber (Mich.)

Tony Moline

President & CEO
Cedar Park Chamber (Texas)

Heather New

President & CEO
The Chamber of Gadsden & Etowah
County (Ala.)

James Reddish

Executive Vice President
Little Rock Regional Chamber (Ark.)

Rory Ring

Chief Executive Officer
Sault Ste. Marie Chamber (Ont.)

Paul Rumler

President & CEO
Quad Cities Chamber (Ill.)

Amy Shuttle

Sr. VP, Member Relations &
Organizational Management
Bristol Chamber (Tenn.)

Curtis Sneden

President
Greater Topeka Chamber (Kan.)

Heather Valudes

Vice President
Lancaster Chamber (Pa.)

Becki Womble

President & CEO
Bastrop Chamber (Texas)

New CCE Commissioners 2021

Tiffany Esposito, CCE

President & CEO
SWFL, Inc. (Fla.)

Leonardo McClarty, CCE

President & CEO
Howard County Chamber (Md.)

Heidi Walker, CCE

Chief Operating Officer
Salt Lake Chamber (Utah)

Membership & Professional Development Report

Anissa Starnes, IOM / Vice President, Member Engagement
Susan O'Sullivan McGuire / Senior Director, Professional Development

Membership Recruitment and Retention

- Kate Teel has been hired full-time as Director, Membership and will be responsible for leading all recruitment and retention efforts for ACCE. Kate comes to us from the Greenville NC Chamber, where she served as President/CEO. Kate's first day with ACCE was on July 6. Kate will report directly to Anissa Starnes, Vice President, Member Engagement.
- We love recommendations! If board members have any leads for prospective members, please direct them to Kate at kteel@acce.org.
- In Q2 we continued to see an increase in interest from prospective members compared to the last 12 months.
- Seventeen (17) new members have joined ACCE since our last board report in April.
- A next step for the membership team is to evaluate the new member onboarding process.
- ACCE staff is available to assist the membership with gaining access to our new online membership portal. If you or your team need assistance in accessing your account, online resources or registering for programs, please reach out to Ellie Colt, Coordinator, Partnership & Membership Development at ecolt@acce.org.

CCE Program

The 2021 program year had 16 CCE candidates who completed the essay, interview, and exam. All 16 candidates passed. The class of 2021 will be presented and congratulated at our Chamber Innovation Summit this month.



Chamber of the Year

We received 28 applications for Chamber of the Year. Several judges commented that this year's competition was stronger than ever. Finalists were announced on July 6 with interviews taking place the week of July 12. The finalists by category are:

Category 1

Mason City Chamber of Commerce, IA
Pittsburgh North Regional Chamber, PA
Wooster Area Chamber of Commerce, OH

Category 2

Forsyth County Chamber, GA
Loudoun Chamber, VA
North Central Massachusetts Chamber, MA
The Chamber of Commerce of West Alabama, AL

Category 3

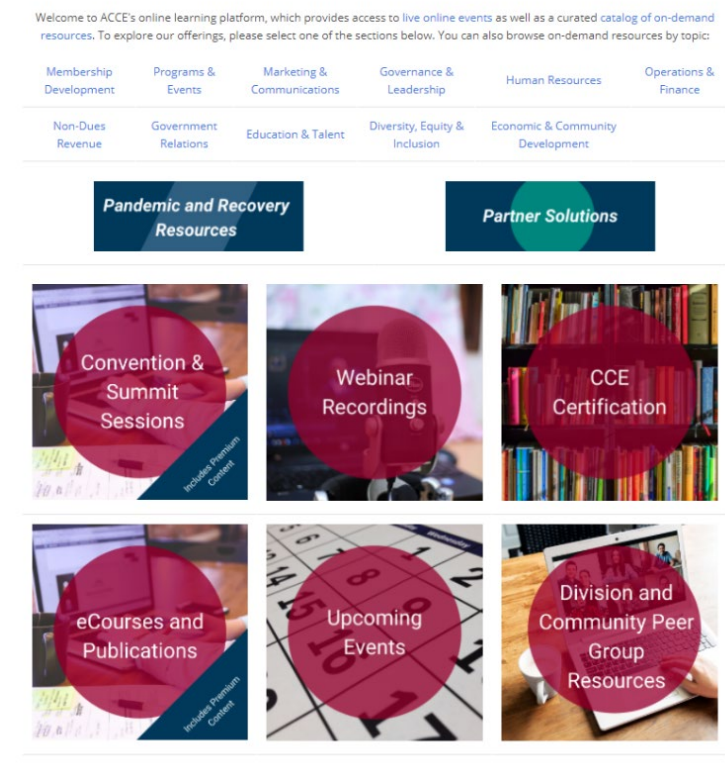
Greater Fort Wayne Inc., IN
Lancaster Chamber, PA
OneSpartanburg, Inc., SC

Category 4

Indy Chamber, IN
Salt Lake Chamber, UT
St. Paul Area Chamber, MN

E-learning

We hope you have all had an opportunity to visit the new Learning Management System (LMS). This new online learning portal will provide streamlined access to live digital events, recorded content, toolkits, multipart e-courses, a CCE portal, and other resources. All division roundtable recordings and similar materials will be accessed through the new catalog, which will be linked to our redesigned website and information library. The system will make it easier for members to track participation and for our staff to build and provide access to quality educational opportunities for all members. Here is a visual of the new LMS.



Professional Development Staff

We have hired an additional team member to support our Professional Development work. Sara Persing joined us on July 12. Sara comes to us from the Gwinnett Chamber where she served as Membership Services Director. In this role she led webinars, networking, and other events via in-person, virtual, and hybrid platforms. Sara will report directly to Susan McGuire, Senior Director, Professional Development.

Chamber Innovation Summit 2021

Our summer summit will take place virtually July 19-21. Our program will focus on the transformational leadership required to help our communities bounce back stronger than ever, as we explore major trends driving the future of our industry. Programming features innovative ideas and best practices in all areas of chamber work through keynotes by Chip Heath and Erica Dhawan, live breakout sessions, peer-led roundtables, and on-demand workshops. All content except the keynotes will be recorded and accessible for several months, but you must register now to have access. We have over 600 registrants at the time of this report. www.acce.org/summit

Information Office

The [AskACCE Team](#) continues to provide Q&A and in-depth research services to ACCE members.

The 2020 Economic Recovery Report will be published in July. All members will receive the Executive Summary report at no cost, and members who participated in the 2020 Ops Survey, will receive a free copy of the full report. For members who did not participate in the 2020 Ops Survey, the full report will be available for purchase for \$99. Non-members may also purchase the full report for \$250.

- The report focuses on metrics useful to chambers of commerce as they recover and improve resiliency in their operations, revenue sources, programs, and communities.
- While the report continues to build on metrics collected from and about chambers of commerce who participate in ACCE's annual benchmarking program, it is something different than the previously published annual Operations Survey Report. It includes data from several surveys, including comparisons to pre-pandemic data sets.
- It strives to be flexible in its delivery of survey results in a time when adaptation is demanded. The report highlights the differences between FY 2019 (and FY 2018 data, when FY 2019 data is insubstantial) and FY 2020 in:
 - IMPACT: revenue disruption
 - TRENDS: membership, staffing, non-dues revenue
 - ADAPTATIONS: revenue shifts, events, foundations, mergers, and partnerships

Communications & Networks Report

Will Burns, Vice President – Communications & Networks

ACCE Communications

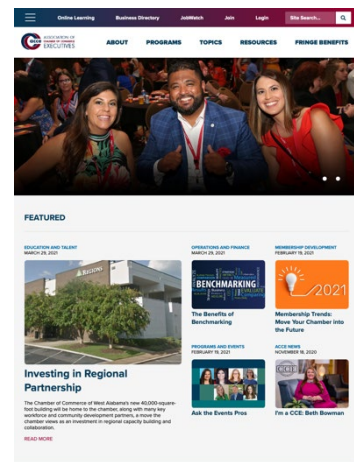
Chamber Executive: The Spring 2021 edition of *Chamber Executive* is online. The issue explores how chambers can create a data-driven culture to improve operations, make better decisions and showcase the value of their community impact work. It also features the winners of our 2021 Awards for Communications Excellence, a Q&A with chamber communications pros and an I'm a CCE feature with Todd Letts from the Brampton Board of Trade.

- The Summer 2021 issue will launch in August. It will showcase impactful initiatives from the 2021 Chamber of the Year winners and feature our new class of CCEs. In addition, we will highlight lessons learned from ACCE's first cohort of the Fellowship for Economic Recovery.

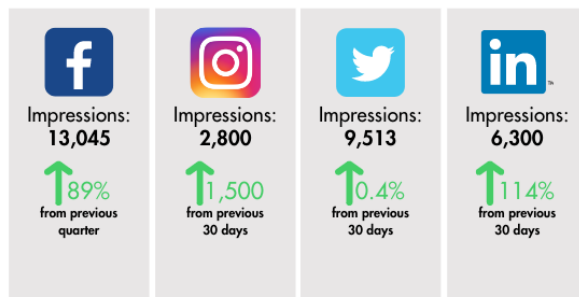


Website Redesign: ACCE launched a redesigned website in June to enhance the association's ability to tell chamber stories and provide improved virtual peer connections. Key features include:

- Improved member portal to let you customize your ACCE experience.
- A new learning management system that will make ACCE's live and on-demand executive education programs more robust and user-friendly.
- An enhanced storytelling platform to share chamber stories and best practices.
- Online communities to make it easier than ever to interact with chamber peers, ask questions and share your innovations.
- Revamped Member Knowledge Exchange where you can browse a curated collection of sample documents, policies, job descriptions, strategic plans and more.



Web & Social Traffic: ACCE's new director of communications and storytelling Lindsey Slate started on May 10 and we are already seeing a positive impact on our website and social traffic as a result of the more frequent and consistent posts. Remember to share your stories with her at lslater@acce.org.



Community Peer Groups

Metro Cities Council: The Metro Cities Council continues to hold roundtable calls every-other month to share best practices, ask questions and generate new ideas. Our June call focused on sharing the most exciting new chamber initiatives and a discussion on current community challenges, with an emphasis on workforce and redistricting. The group is planning its next in-person meeting September 26-28 in Boston.

Major Cities Council: The Major Cities Council June call focused on new initiatives and challenges, including workforce and homelessness. The group is planning its next in-person meeting August 29-31 in Duluth, Georgia, hosted by the Gwinnett Chamber.

Emerging Cities Council: Our April Emerging Cities Council roundtable featured special guest Bob Harris, CAE, who shared information and best practices on strategic planning and board management. At our June roundtable we will welcome special guest Dave Adkisson, CCE, who will present and share on lessons learned from a lifetime of chamber leadership based on his book, *Horseshoes vs. Chess: A Practical Guide for Chamber of Commerce Leaders*. The council's Google Group remains a valuable resource for idea and information-sharing among council members.

Hometown Chamber Council: The Hometown Chamber Council's May call featured ACCE President & CEO Sheree Anne Kelly discussing the state of ACCE, the latest chamber trends and the future of the industry. The council's Google Group remains active, and recent discussions have focused on awards programs, hybrid events and board governance.

Divisions

Membership Development Division (MDD): Our division roundtables continued this spring with discussions on creating an "everyone sells" culture in April and insights on customer service and membership journeys in May. We also gathered for another in our Coffee and Connections series featuring informal networking by ACCE membership professionals of all levels. In June, we presented a virtual version of our 60 Sponsorship Ideas in 60 Minutes event, sponsored by YGM Total Resource Campaigns. Our Sales Contest and Dana Ketterling Lifetime Sales Achievement Award programs concluded in late spring, and we celebrated the recipients at a [virtual awards celebration in June](#).

A robust set of virtual workshops and roundtables on membership and revenue topics are planned for our July summit, including sessions on mission-based investment strategies, recruiting and engaging diverse businesses, consultative sales, overcoming prospecting roadblocks, post-COVID sales and revenue strategies, foundation fundraising, and much more.

Kathy Blank of the McKinney Chamber will become chair of our division advisory board in July. We thank Adrian Cain of the Charleston Metro Chamber for his leadership as chair during the 2020-2021 year. We are also grateful for the service of two exceptional membership professionals who are rolling off the advisory board this year: Kelly Fanelli of the Chamber of Commerce of the Palm Beaches, and Gina Martens of the Greater Lehigh Valley Chamber.

ACCE welcomed Google as a sponsor of the Membership Development Division this spring. We appreciate its support.

Communications Division: The division continued its roundtable calls focused on chamber communications strategies and tactics. The July summit will feature several communications sessions focused on telling your chamber's story, chamber video strategies, leveraging digital tools from Google and Facebook, website best practices and more.

Diversity, Equity & Inclusion Division: The division continues to hold monthly roundtable calls about the work chambers are doing in this area. Recent calls focused communicating DEI work, the Dayton Chamber's Project Engenuity, and open sharing on DEI challenges and successes. A variety of DEI-related sessions are being planned for the Chamber Innovation Summit, covering topics including economic mobility, the business case for DEI, recruiting diverse businesses to your chamber and more.

Economic & Community Development Division: The division continues to hold calls to discuss economic and community development. In June, ACCE offered a webinar on Community Development Finance Institutions for chambers. Several economic development breakout sessions are being planned for the Chamber Innovation Summit covering a variety of topics, including economic mobility, community engagement, communicating impact and more. The division advisory council is also working with the Education and Talent Development Division leadership to plan a joint convening in November 2021.

Education & Talent Development Division: The division continues its roundtable calls and webinars. In May, ACCE offered a webinar on skills-based hiring. ACCE July summit will feature several breakout sessions on education and talent topics, including the future of work, higher education partnerships, work-based learning strategies and more.

Events Division: Our spring division webinars and roundtables featured content on planning hybrid events, navigating legal issues around in-person events, and certifications for event professionals. At the upcoming Chamber Innovation Summit, we will offer sessions and roundtables on planning small pop-up community events, engaging young professionals in civic issues, hybrid event best practices, the developing legal landscape around in-person events. Our fall conference for events professionals is scheduled for October 14 - 15, 2021 and will be held virtually.

Finance & Operations Division. Our June roundtable call focused on ideas, challenges and best practices around employee evaluation processes and compensation. Learning and peer sharing opportunities at the July summit will include sessions on onboarding and staff retention and engagement, total resource campaigns, a CFO roundtable, and the state of the chamber workplace in 2021 and beyond.

Government Relations Division: The division continues monthly calls to share insights and help government relations professionals navigate challenging times. Our May call focused on topics related to the future of our downtown business districts, including a federal proposal for an Office Conversion Tax Credit modeled after the Historic Tax Credit. The June call covered multi-chamber advocacy coalitions and the processes used to build a policy agenda and determine when to engage on state legislation. Several government relations sessions are being planned for the Chamber Innovation Summit, including defining your relevancy through advocacy, the business case for criminal justice reform, a roundtable discussion on increased corporate engagement on social issues and what that means for chambers. The division welcomes Orlando Economic Partnership's Sharon Smoley as its new chair. Special thanks to the Indy Chamber's Mark Fisher for his leadership over the last two years. The division is planning its annual in-person meeting November 14-16 in Chattanooga, Tennessee.

Partnerships & Sponsorships

Beth Bronder, VP Development & Partnerships

Corporate Sponsorship

There's good news on sponsorship renewals. Two high-level supporters, Comcast and Google have both recommitted to ACCE for this year. Additionally, Power10, YouScience, EY and Constant Contact have renewed in anticipation of the July Chamber Innovation Summit. Only one sponsor, Cognizant, did not renew saying that the company was *"going through serious transitions because of the pandemic"*. Thankfully, we have not heard that from other sponsors and all seem optimistic about the opportunities that lay ahead.

ACCE has also welcomed several new sponsorships. In May three organizations joined as sponsors: Project N95, DCM Associates and Convergent. Project N95 is a national nonprofit 501(c)(3) with a *Reopen for Business* campaign dedicated to supplying quality PPE and COVID-19 tests to businesses and front-line workers. They chose ACCE's influential membership as a channel to support and amplify their efforts. DCM Associates is a consulting firm specializing in non-profit leadership, board performance and executive search. Convergent is a fundraising organization serving non-profit organizations.

Prospecting/New Partners

In addition to a pipeline of potential partners, we have four highly interested prospects that we are working with to bring onboard in the fall or in the new year. They are Handshake (job search platform), LIG Solutions (health benefits), OnBoard (board software) and Azova (telemedicine/vaccine verification). We continue to prospect among Fortune 1000 companies with strong community development and/or small business recovery initiatives.

Outlook for Summit

Going into 2021 we knew that sponsor/exhibitor revenue would be challenging to secure for another virtual annual meeting. Some of our vendors from last year cited lack of attendee engagement (with vendors) in 2020 and general "virtual fatigue" as the main challenges they faced. Despite those challenges, we're pleased to report that we are very close to meeting our sponsor/exhibitor revenue targets for this year. A good number of longtime chamber (and ACCE) supporters have stuck with us for another year, and we continue to hear the excitement everyone has to get back to an in-person annual convention in 2022.

Foundation Report

Alysia Bell, Vice President – Education Business Coalitions
Amy Shields, Executive Director – ACCE Foundation

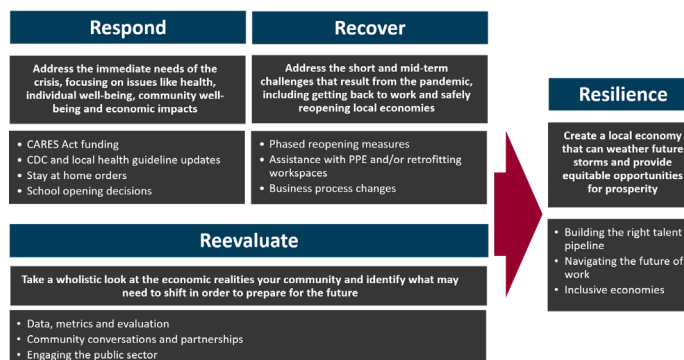
Foundation Programming



Chamber Leadership Diversity Program: This three-year professional development program is designed to enhance the leadership capacity of chamber professionals from diverse backgrounds, including racial/ethnic minorities, women, those who identify as LGBTQ+, or those with a disability. Each participant will also receive a scholarship to attend two ACCE annual conventions during the program. ACCE [announced the cohort](#) in May. The cohort met for the first time on June 30 to get to know each other and to review the curriculum for the program.

Diversity, Equity and Inclusion Programs: The ACCE Chamber Innovation Summit will feature several DEI sessions and roundtables. Planning has started for a half-day virtual DEI convening for ACCE members. Recent DEI Division Advisory Council conversations focused on ways to increase the focus on equity in chamber DEI work and on moving from discussion to action. There is continued desire to put together a toolkit for chambers implementing supplier diversity programs, and ACCE is exploring potential funding for this work.

ACCE Foundation Fellowship Programs: The Fellowship for Economic Recovery concluded on June 8. Participants submitted [short videos](#) explaining what they are planning to do in their communities moving forward. Projects focused on a wide variety of issues, from childcare to systems change to increasing support for business owners of color. While wrapping up the Fellowship for Economic Recovery, ACCE also launched the application for the Fellowship for Inclusive Economic Growth. Staff are currently reviewing applications and plan select approximately 20 chamber executives to participate. The cohort will be announced in July.



Grant-Specific Programmatic Work

Workforce and Skills Policy: In partnership with the National Skills Coalition’s Business Leaders United (BLU), the ACCE Foundation continues to support chambers in several key states as they advocate for state-level policies to build a more skilled workforce. State network leads meet regularly with each other and with national supporters. ACCE staff have provided insights on building stronger business and chamber coalitions and have also given feedback on BLU’s plans for a racial equity learning group.

Smart Justice: ACCE is working on a grant from the Clean Slate Initiative to engage chambers as more productive partners in efforts to eliminate barriers to workforce participation for individuals with a criminal record and help employers cultivate this untapped segment of the workforce. The goal of the initiative is to support state efforts to leverage technology to automate the complex and time-consuming record clearing process for those individuals eligible for expungement under current state laws. ACCE Foundation will

educate and engage chambers leaders in 12-15 states, building on recent chamber-supported clean slate efforts in Pennsylvania, Utah and Michigan. Our next Smart Justice Peer Learning Community call will take place in July and focus on our work with the Annie E. Casey Foundation to transform juvenile probation to strengthen education and career outcomes for youth offenders and break the “school-to-prison pipeline.

Early Childhood Engagement: Through a grant from the Pritzker Children’s Initiative, the ACCE Foundation is working with nonprofit networks in several states to increase the engagement of the business community in programs and policies that impact children ages three and younger. ACCE will be working in seven states: South Carolina, Texas, Ohio, Michigan, Louisiana, Pennsylvania and Nevada. Chambers in these states will be invited to engage in this work throughout the summer and fall.

Development Pipeline and Partner Cultivation

Community College and Workforce Development

- Submitting a final, approved proposal to the Lumina Foundation for \$1.3M by July 2, 2021 to build partnerships between a set of chambers, community colleges and partners to increase credential attainment. Grant estimated to begin in August 2021 and run through July 2023.
- Developing relationships within the Strada Education Network to support partnerships between community colleges and chambers. They are a featured sponsor at ACCE’s upcoming Summit.
- Developing relationships with staff at the Carnegie Corporation. Carnegie’s priorities include creating flexible pathways for students with the goal of college completion and preparing students for work.

Small Business and Entrepreneurship Support

- Developing relationships with the Kellogg Foundation related to supporting business owners of color and access to capital.
- Developing relationships with J.P. Morgan Chase & Co. Areas of intersection include supporting business owners of color and helping them gain access to capital, building a more equitable and representative workforce, and supporting solutions and job training to advance racial equity in the workforce.

Smart Justice

- Awarded \$60k from the Alliance for Safety and Justice (ASJ) in April 2021 to continue partnering with their team to support smart justice efforts around the country.
- Awarded \$100k from the Chan Zuckerberg Initiative (CZI) in May 2021 to continue developing the Smart Justice Peer Learning Community.
- Developing relationships with staff from the Public Welfare Foundation and Michigan Justice Fund. Their priorities include implementing recently passed Clean Slate legislation and improving access to jobs for formerly incarcerated individuals in Michigan. This cultivation is also aligned with our deliverables from our Clean Slate Initiative grant.

Career Readiness and Talent Pipelines

- Developing relationships with staff at the Markle Foundation, whose work focuses on skills-based training and employment practices to help decrease bias and increase diversity in the workforce. Continuing to discuss opportunities for joint funding proposals in the future from the Gates Foundation, ECMC or the Surdna Foundation.
- Developing relationships with the Citi Foundation. Citi’s priorities include linking students’ education and workforce goals with leadership training, professional networks, and onramps to employment. They may be expanding their priorities to include adult workers and have expressed interest in funding ACCE if they do expand their portfolio.

Healthy Communities

- Submitted a concept to the Health Action Alliance, of which Robert Wood Johnson and de Beaumont Foundations are members. They are interested in funding a new health communities cohort of ACCE members.

Fringe Benefits, Inc.
Robin Anderson, CCE – Chairman

The Benefits Team rolled out its new insurance invoice process last month. The new emails contain a soft copy of the invoice so the user no longer needs to click on a link and login to view the details of the monthly premiums.

On the retirement side, we continue our focus on the annual 401k compliance reviews, testing, and audit which will be wrapped up no later than October. Also, the revised employer and employee communications campaigns are being rolled out now and will continue through 2022 for all product lines. These will be a mixture of new training and tools for both retirement and insurance administrators and refreshed educational campaigns for their employees.

The Principal Retire Secure Meetings delivered through Zoom are continuing in their popularity. These are the best path for FBI staff and the Participating Employers to increasing participant engagement and preparation for retirement.

ACCE External Affairs Engagement

As the national association serving and representing the chamber community, it's critical that ACCE staff spend time imbedded in the field. This takes the form of chamber visits for strategic guidance and idea-sharing, speaking and facilitation opportunities, attending broad-based events highlighting issues that impact chambers and the constituents they serve, and outreach to other stakeholders, including but not limited to: media; national associations; universities, etc. This list does not include events hosted by or at ACCE:

ACCE Staffer	Date	Event	Location	Description
Sheree Anne Kelly	Dec. '20	Irving-Las Colinas board retreat	Speaker (virtual)	Strategic Planning
Sheree Anne Kelly	Dec. '20	KS Chamber execs	Speaker (virtual)	Membership Trends and the Future of Chambers
Sheree Anne Kelly	Dec. '20	Loudoun County Chamber executive committee meeting	Speaker (virtual)	Chambers and Community Impact
Will Burns	Dec. '20	Pew/PSPP Partner call	Participant (virtual)	Coordination call for national organizations working on criminal justice reform.
Sheree Anne Kelly	Jan. '21	Affiliate Chamber of Commerce Chairs, Presidents & Executive Directors (IA)	Speaker (virtual)	Future of Chamber Value and Relevance
Sheree Anne Kelly	Jan. '21	Extraordinary CEO blog	Interview	Innovations and considerations for board governance
Sheree Anne Kelly	Jan. '21	Plano Chamber of Commerce board of directors	Facilitator (virtual)	Strategic planning retreat held in two sessions
Will Burns	Jan. '21	State Executive Association Network	Facilitator	Call with SEAN leaders to catch up and share strategies for 2021
Sheree Anne Kelly	Feb. '21	ICC-WCF	Member (virtual)	Executive Committee meeting
Sheree Anne Kelly	Feb. '21	ICC-WCF	Member (virtual)	Chamber 4.0 Task Force Workshop
Sheree Anne Kelly	Feb. '21	Danville Pittsylvania Chamber annual meeting	Speaker (virtual)	The Future of Chambers
Sheree Anne Kelly	Mar. '21	IA Assoc. of Chamber Execs Spring Conference	Keynote (virtual)	The Future of Chambers & Diversifying Income Streams
Anissa Starnes	Mar. '21	IA Assoc. of Chamber Execs Spring Conference	Presenter (virtual)	Retention, Recruitment, Renewals and Recovery
Sheree Anne Kelly	Mar. '21	Big Bear Chamber board meeting	Speaker (virtual)	The Community Impact of a Foundation
Sheree Anne Kelly	Mar. '21	Morrisville Chamber board meeting	Speaker (virtual)	The Future of Chambers
Sheree Anne Kelly	Mar. '21	Chattanooga Chamber board meeting	Speaker (virtual)	The Future of Chamber Value & Relevance
Sheree Anne Kelly	Mar. '21	ICC-WCF	Member (virtual)	Chamber 4.0 Task Force Workshop

Alysia Bell	Mar. '21	National Collaborative for Infants and Toddlers (NCIT)	Virtual	Participated as a member of the Movement Building Steering Committee
Sheree Anne Kelly	Apr. '21	MA Chamber execs annual meeting	Speaker (virtual)	The Future of Chambers
Sheree Anne Kelly	Apr. '21	Americans for the Arts	Speaker (virtual)	ArtsU Webinar: How to Partner with Your Local Chamber
Sheree Anne Kelly	Apr. '21	Fredericksburg Regional Chamber board meeting	Speaker (virtual)	The Future of Chambers
Sheree Anne Kelly	Apr. '21	USCC CCC100 Spring Virtual Meeting	Member	3-day event featuring topics & speakers: political affairs and federal relations
Anissa Starnes	Apr. '21	Chamber Association of Alabama	Webinar	The Power of Email Marketing for Chambers
Anissa Starnes	Apr. '21	YGM Total Resource Campaigns, TRC Talks: Ideas and Inspiration	Speaker (virtual)	How Chamber Professionals Can Use ACCE to Grow Their Chambers
Sheree Anne Kelly	May '21	ICC-WCF	Member (virtual)	Executive Committee and General Council meetings
Sheree Anne Kelly	May '21	Americans for the Arts	Panelist webinar	Local Arts Agencies and Chambers of Commerce – the Very Basics Live Discussion
Sheree Anne Kelly	May '21	Toledo Regional Chamber board meeting	Speaker (virtual)	Chamber Industry Overview, Best Practices and Industry Trends
Sheree Anne Kelly	May '21	Aurora Regional Chamber board of directors	Facilitator (virtual)	Strategic planning retreat
Sheree Anne Kelly	May '21	Lynchburg Regional Business Alliance board meeting	Speaker (virtual)	The Future of Chambers
Sheree Anne Kelly	May '21	ICC-WCF	Member (virtual)	Chamber 4.0 Task Force Workshop
Sheree Anne Kelly	June '21	Montana Assoc. of Chamber Execs	Spring Conference (in person)	Keynote speaker and session: Strategic Planning – a Roadmap
Sheree Anne Kelly	June '21	ICC-WCF	Member (virtual)	Chamber 4.0 Task Force Workshop
Sheree Anne Kelly	July '21	The Silicon Valley Org staff meeting	Speaker	The Future of Chambers and ACCE e-tour
Alysia Bell	July '21	National Collaborative for Infants and Toddlers (NCIT)	Virtual	Represented ACCE on the Steering Committee

Do you know of events at which our team should speak? Conferences/virtual meetings where our industry's voice should be heard? Know a chamber that could benefit from customized consulting, training or facilitated retreats? Let us know. Tell Sheree Anne – skelly@acce.org.